

INCLUSIONS & COLOUR PALETTES



Artist's impression of Redwater Townhomes exterior

REDWATER TOWNHOMES

 Mernda Rise

Current as of April 2022



QUALITY INCLUSIONS ALL THE WAY

Every townhome at Mernda Rise is ready to go. All the inclusions and specifications have been carefully selected to achieve that rare balance of contemporary appeal, low maintenance and overall quality.

INTERNAL

KITCHEN

- 20mm reconstituted stone benchtops
- Fully-lined modular cabinets
- Laminate overhead cupboards with plaster bulkheads above
- Pantry with 4 white melamine shelves
- Laminate panel draws and doors
- Tiled splashback
- Designer chrome cabinet handles

TAPWARE & SINK

- Chrome single lever mixer tap
- 1 $\frac{3}{4}$ double bowl top-mount stainless steel sink

APPLIANCES

- 900mm wide Technika stainless steel dual-fuel upright cooker
- 900mm wide Technika stainless steel canopy rangehood vented through to roof space on single storey homes and external all on double storey homes
- 600mm Technika stainless steel dishwasher

LIVING

- 2740mm nominal ceiling height to ground floor, 2440mm to upper level
- 67mm x 12mm square-edged skirtings and architraves
- 75mm cove cornice to house and garage

INCLUSIONS CONT.

PAINT

- 3 coats of Taubmans matte paint to all internal walls (one colour)
- 2 coats of Taubmans flat paint to ceilings (one colour)
- 2 coats of Taubmans gloss paint to all interior timberwork (one colour)
- 2 coats of Taubmans low sheen paint to all exterior works (one colour)

INTERNAL DOORS

- 2040mm high flush panel internal doors
- Designer lever handles to passage doors
- Chrome hinges, latches and striker plates to all doors
- Plastic white door stops to hinged doors
- Privacy locks to bathroom and WC

FLOOR COVERINGS

- 450mm x 450mm ceramic floor tiles to laundry, ensuite, WC bathroom and powder room
- Timber look laminate floor boards to entry, living, meals and kitchen
- Carpet on foam underlay to remainder of home
- 100mm tiled skirtings to wet areas

ROBE & LINEN

- White melamine shelf with chrome hanging rail to robes and tower unit with adjustable shelves
- 2100mm high framed vinyl robe sliding doors to robes (excluding WIRs)
- 4 white melamine shelves to linen cupboards (house specific)
- Chrome handles to linen cupboards

HEATING & COOLING

- Reverse cycle split-system to main living area and master bedroom
- Panel heaters to the remainder of the habitable rooms

STAIRS

- Staircase with carpet finish and painted wall rail (as required)

ELECTRICAL

- LED downlights throughout house
- Spot lighting to front and rear entry areas
- Double powerpoints throughout home (refer to drawings)
- Single powerpoints to fridge, dishwasher and microwave provision (house specific, refer to drawings)
- Wall-mounted light switches throughout home
- Exhaust fans above all showers and where required
- Hard-wired interlink smoke detectors with battery back-up
- 2 TV points with free-to-air TV antenna
- 2 telephone points
- Double weatherproof GPO on balcony (house specific)
- Double external powerpoint to hot water service unit
- Double waterproof GPO to alfresco (house specific)
- Fluorescent light unit to garage
- NBN setup and hub

INCLUSIONS CONT.

BATHROOM & ENSUITE

- 20mm reconstituted stone benchtops
- Designer laminate vanity unit with laminate square-edged benchtop and kicker
- Chrome cabinet handles
- Upgraded KADO Arc inset basins
- Semi-framed shower screen with pivot door and clear safety glass
- White shower base with matching waste
- Silver-backed polished-edge mirror to width of vanity unit
- Designer white acrylic bath with chrome waste to bathroom
- White vitreous China close-coupled toilet suite with concealed waste, dual flush cistern, soft-close seat and chrome mini cistern stop tap

POWDER ROOM (house specific)

- Designer laminate vanity unit with laminate square-edge powder stone benchtop and kicker
- Silver backed, polished-edge mirror to width of vanity unit
- Chrome cabinet handles
- Upgraded KADO Arc inset basin

TILING

- Ceramic wall tiles to bathroom, ensuite and powder room
- 100mm high skirting tiles to bathroom, ensuite, laundry, WC and powder room

TAPWARE

- Chrome bath wall mixer with wall outlet
- Chrome basin mixer tap
- Chrome shower mixer with all directional shower head to bathroom
- Chrome shower mixer with slide rail to ensuite

LAUNDRY

- Tiled splashback
- Laminate base cupboard and benchtop with drop-in trough
- Chrome mixer tap to laundry trough
- Chrome wall-mounted washing machine connections concealed in laundry cabinet

INCLUSIONS CONT.

EXTERNAL



Artist's impression of Redwater Townhomes exterior

BRICKWORK & CLADDING (design specific)

- Clay bricks
- Natural rolled mortar joints
- Various alternative wall cladding systems are used on a house and facade specific basis, including but not limited to expanded polystyrene, fibre cement products and timber battening (refer to drawings)
- Part-render finish to selected facade projections (facade specific)

BALCONY (design specific)

- 450mm x 450mm tiled finish (non-slip)

GARAGE

- Painted plasterboard walls and ceiling
- Sectional overhead door to front of garage
- Step down concrete slab flooring

WINDOWS

- Fly screen to openable windows
- Designer aluminum powdercoat finish feature windows to facade (house specific)
- Aluminum powdercoat finish windows to remainder of house (house specific)
- Roller Blinds

INCLUSIONS CONT.

ROOFING

- Pitched roof: profiled concrete rooftiles or Colorbond corrugated sheet roof cladding
- Low pitch roof: Zinalume metal deck roof design specific]
- Colorbond metal fascia, flashings and barge, quad gutter with 100mm x 50mm rectangular downpipes and zinc box gutters

DOORS

- Solid 2040mm x 820mm front entry door with standard locks, knob and deadbolt
- 2040mm high flush panel solid core external garage access door with lockable entrance set
- Plastic white door stops to hinged doors

ENERGY EFFICIENCY

- Chromagen 175-litre tank, solar-assisted hot water service with assisted gas boosted continuous flow
- House insulation: Glasswool batts to suit energy rating requirements
- Foil weather wrap to external walls
- Weather seals to all external doors and windows
- Self-sealing exhaust fans

TAPWARE & PLUMBING

- 2 garden taps
- Concealed plumbing waste pipes
- Overflow to stormwater point

FRAMING

- 90mm pine wall frames with engineered stabilised pine roof trusses as per engineer's requirements

SITE

- Fixed site costs, connections and specifications to all house and land packages. Connection to standard stormwater and sewer connection points are provided within the building allotment. Engineer designed concrete waffle raft slab. Communications trench and conduit. Applicable council requirements. Includes termite treatment (where required). Excludes connections account opening fees.
- 100mm stormwater drains
- All council and developer requirements

FENCING & LANDSCAPING

- Fencing included to all lot boundaries
- Landscaping provided to front and rear including turf, clothesline, letterbox, raingarden, trees and shrubs
- Refer to landscaping plans for specific details

COLOUR PALETTES


Developed in conjunction with our premium trade partners, the colour palettes – High Street and Graphix - are modern, durable and refreshingly neutral. Complementing the overall design aesthetic, they provide the perfect backdrop for contemporary family living.



Artist's impression of bathroom from Redwater Townhomes

COLOUR PALETTES

GRAPHIX PALETTE



WALL PAINT

Taubmans
Almond Milk



STONE BENCHTOPS

Cæsarstone
Linen



JOINERY

Formica
Habitat Velour Finish



SPLASHBACK TILE


Beaumont Tiles
Gloss Mocha



FLOOR TILE

Beaumont Tiles
Infinite Greige

HIGH STREET PALETTE




WALL PAINT

Taubmans
Almond Milk




STONE BENCHTOPS

Cæsarstone
Ice Snow



JOINERY

Formica
Mulga Velour Finish



SPLASHBACK TILE

Beaumont Tiles
United White Gloss



FLOOR TILE

Beaumont Tiles
Valencia White

REDWATER TOWNHOMES

 Mernda Rise



© 2022 Resimax Group Pty Ltd. This brochure and its images are for illustrative purposes only and should be used as a guide only. Prospective purchasers must rely on their own enquiries and refer to the plans, terms and conditions contained in the contract of sale. This brochure does not constitute financial advice. No warranty is made as to the accuracy or reliability of any information contained in this document and Resimax Group Pty Ltd does not accept any form of liability for its content. Purchasers should seek their own independent professional advice before making any purchase decisions. Resimax Group reserves the right to withdraw or amend pricing and inclusions without notice. This work is exclusively owned by Resimax Group and cannot be reproduced or copied wholly or in part, in any form, without the prior permission of Resimax Group. *Any price and currency references are in Australian dollars. Package price does not include any stamp duty, government, legal or bank charges. The investment projections and figures shown simply illustrate the outcome calculated from implied input values. Please speak to your sales consultant for more information. Effective 11.04.22.

PROUDLY DEVELOPED BY

